

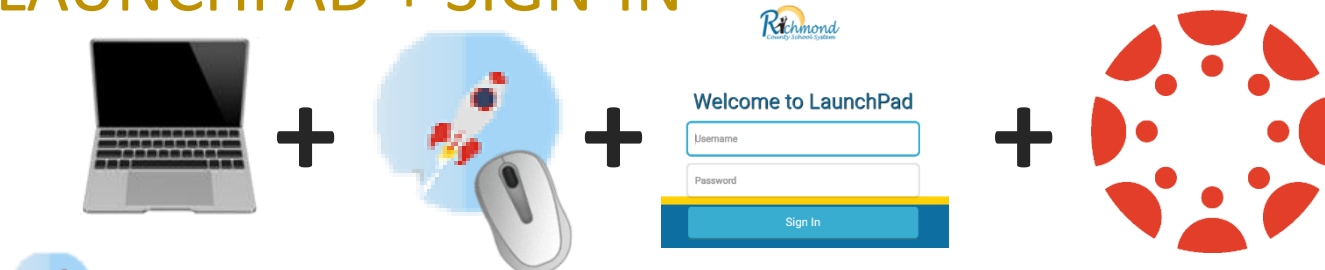



# K-2 Canvas – In 3 Steps

Have an adult help you.

# 1

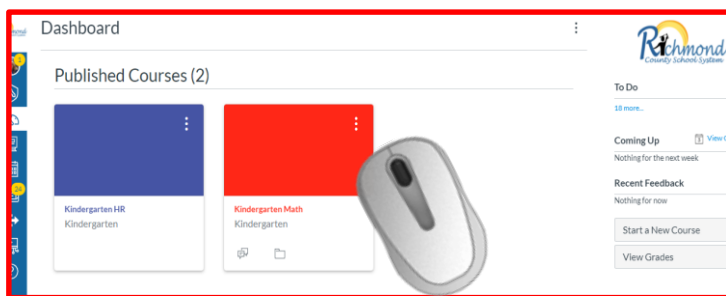
## LAUNCHPAD + SIGN-IN



- Find this app  on your **school** computer & **CLICK** on it **2** times
- **TYPE** your **username** and **password** – see your **TEACHER** for User Name & Password  
*IF DO NOT HAVE LAUNCHPAD ON YOUR SCREEN > GO TO [WWW.RCBOE.ORG](http://WWW.RCBOE.ORG) > **CLICK** on **STUDENT** > then **CLICK** on **LAUNCHPAD**.*

# 2

## DASHBOARD



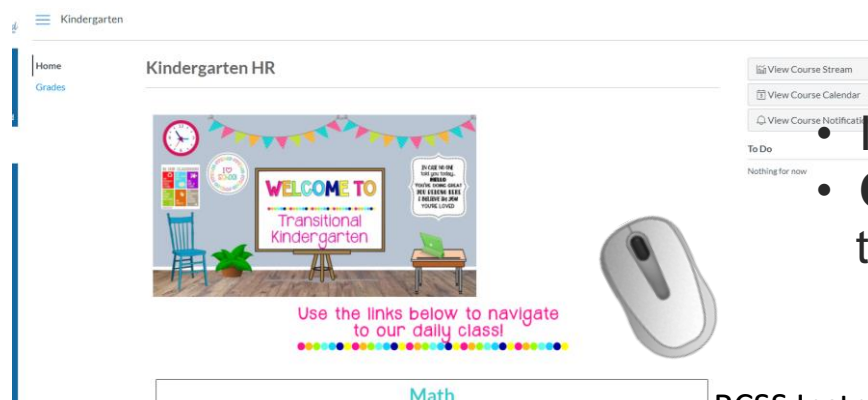
## COURSE CARDS

Social Studies  
 Science  
 Writing Math  
 Reading  
 Language Arts

- Your **COURSE CARDS** are the colored boxes with the course name underneath.
- To open **CLICK** on the card

# 3

## HOME PAGE



- Information from your teacher
- **CLICK** on words or images on the page.

